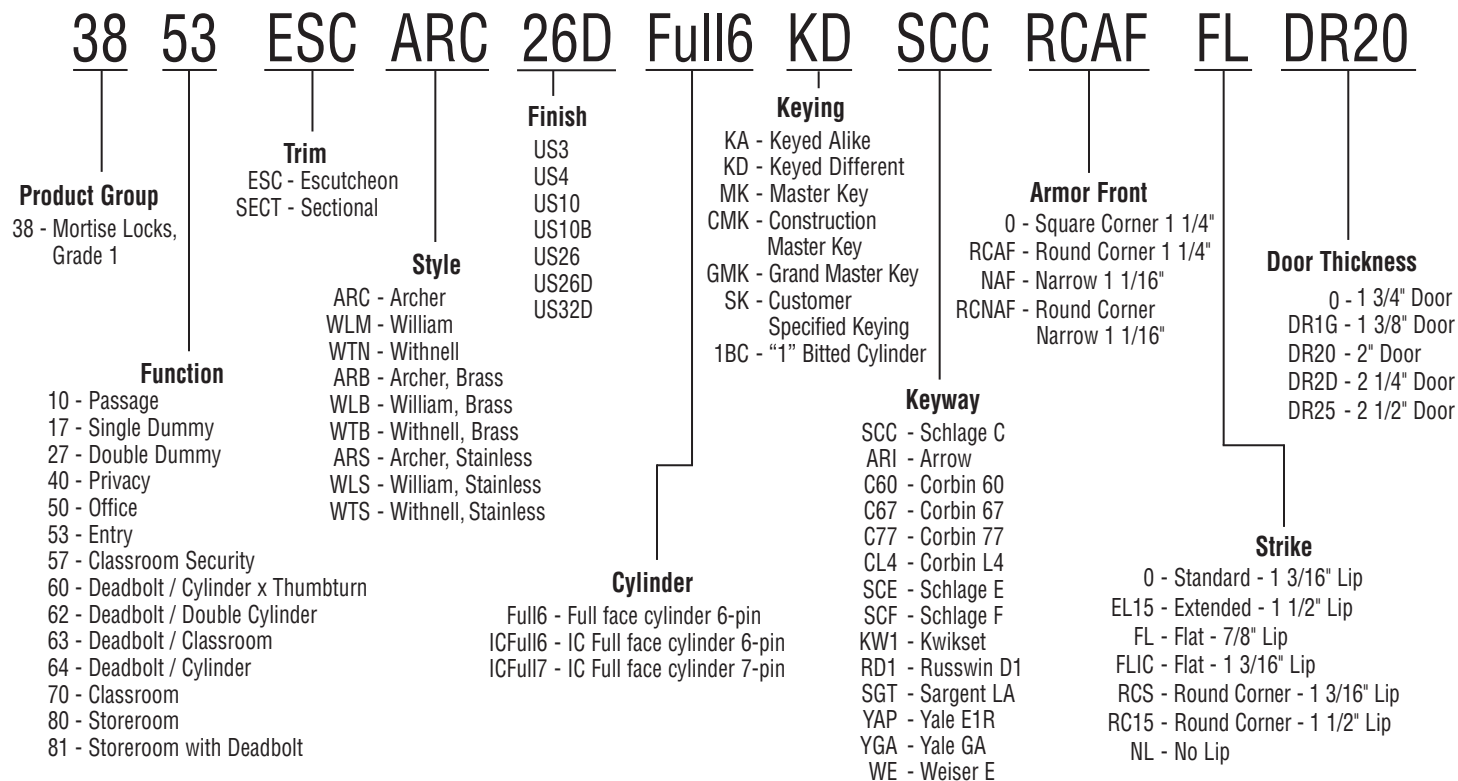




# Locks

## Mortise General Information

### HOW TO ORDER












### DEADLOCK FUNCTION CHART

FUNCTION	FUNCTION NO.	FUNCTION DESCRIPTION	ANSI NO.	
Cylinder	64	Deadbolt thrown or retracted by key from one side. No trim on opposite side.	F18	
Cylinder x Thumbturn	60	Deadbolt thrown or retracted by key outside or thumbturn inside.	F17	
Double Cylinder	62	Deadbolt operated by key from either side.	F16	
Classroom	63	Deadbolt thrown or retracted by key from outside. Inside thumbturn cylinder retracts deadbolt but cannot project it.	-	



## Mortise General Information

### LOCK FUNCTION CHART

FUNCTION	FUNCTION NO.	FUNCTION DESCRIPTION	ANSI NO.	
<b>Keyed Without Deadbolt</b>				
Office	50	Latchbolt retracted by lever from either side unless outside is made inoperative by key outside or by turning inside thumbturn. When outside is locked, latchbolt is retracted by lever inside. Outside lever remains locked until thumbturn is returned to vertical or unlocked by key. Auxiliary latch deadlocks latchbolt when door is closed.	F04	
Classroom	70	Latchbolt retracted by lever from either side unless outside is locked by key. Unlocked from outside by key. Inside lever always free for immediate exit. Auxiliary latch deadlocks latchbolt when door is closed.	F05	
Storeroom	80	Latchbolt retracted by key outside or by lever inside. Outside lever always inoperative. Auxiliary latch deadlocks latchbolt when door is closed	F07	
<b>Keyed With Deadbolt</b>				
Entry	53	Latchbolt retracted by lever from either side unless outside is locked by 20° rotation of thumbturn. Deadbolt thrown or retracted by 90° rotation of thumbturn. When locked, key outside or lever inside retracts deadbolt and latchbolt simultaneously. Outside lever remains locked until thumbturn is restored to vertical position. Throwing deadbolt automatically locks outside lever. Auxiliary latch deadlocks latchbolt when door is closed.	F20	
Classroom Security	57	Latchbolt retracted by lever from either side. Deadbolt thrown or retracted by key from either side. Throwing deadbolt locks outside lever. Turning inside lever simultaneously retracts deadbolt and latchbolt and unlocks outside lever.	-	
Storeroom with Deadbolt	81	Latchbolt retracted by key outside or by lever inside. Outside lever always fixed. Deadbolt thrown or retracted by key outside or thumbturn inside. Turning inside lever simultaneously retracts deadbolt and latchbolt. Auxiliary latch deadlocks latchbolt when door is closed.	-	
<b>Non-Keyed Without Deadbolt</b>				
Privacy	40	Latchbolt retracted by lever from either side unless outside is locked by inside thumbturn. Turning inside lever or closing door unlocks outside lever. To unlock from outside, remove emergency button, insert emergency turn (furnished) in access hole and rotate.	F22	
Passage	10	Latchbolt retracted by lever from either side at all times.	F01	
<b>Non-Keyed Dummy</b>				
Single Dummy	17	Lever on one side fixed by mounting bar.	-	
Double Dummy	27	Lever on both sides fixed by mounting bar.	-	