






DEADBOLT FUNCTION CHART

FUNCTION	FUNCTION NO.	FUNCTION DESCRIPTION	ANSI NO.	
Double Cylinder Deadlock	14	Deadbolt thrown or retracted by key from either side. Bolt automatically deadlocks when fully thrown.	E2141 E2142	
Single Cylinder Deadlock	15	Deadbolt thrown or retracted by key from outside or by inside turn unit. Bolt automatically deadlocks when fully thrown.	E2151 E2152	
Classroom (3100)	18	Deadbolt thrown or retracted by key from outside. Inside turn unit will retract bolt only. Bolt automatically deadlocks when fully thrown.	E2171	
Thumbturn Only (no cylinder) (3200)	21 (replaces 19)	Deadbolt thrown or retracted by turn unit only. No outside trim. Bolt automatically deadlocks when fully thrown.	E2192	
Thumbturn Only with blankplate (no cylinder) (3200)	20	Deadbolt thrown or retracted by turn unit only. Outside blank plate. Bolt automatically deadlocks when fully thrown.	E21112	
Retrofit Kit (no cylinder) (3200)	22	Converts 3219 or 3221 thumbturn only into 3220 thumbturn with blank plate.	—	